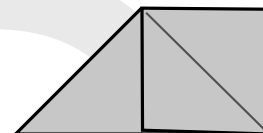
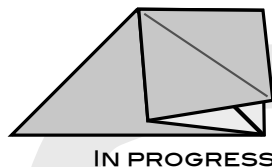
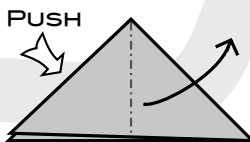
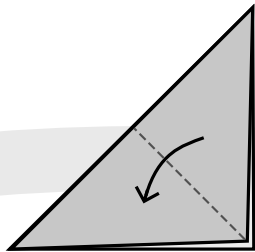
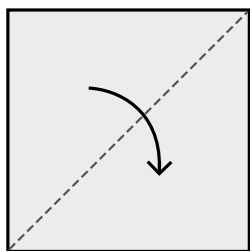


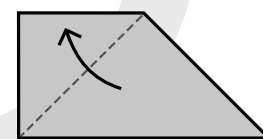
CRANE AND FLAPPING BIRD

TWO TRADITIONAL MODELS DIAGRAMMED BY SARA ADAMS
[HTTP://WWW.HAPPYFOLDING.COM](http://www.happyfolding.com)

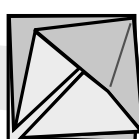
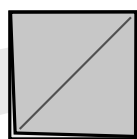
START WITH WHITE SIDE UP



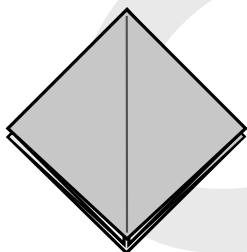
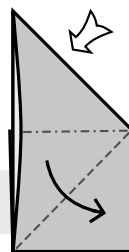
FLIP OVER



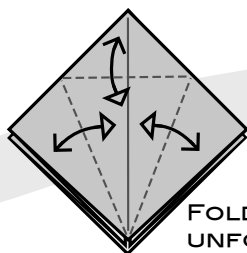
TURN 1/8



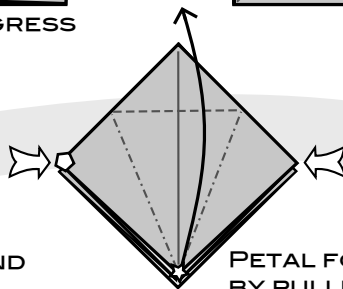
IN PROGRESS



"PRELIMINARY FOLD"

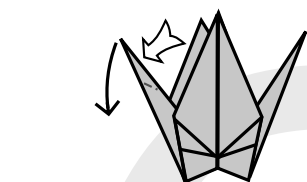
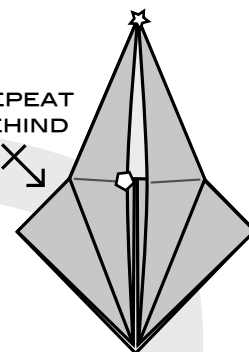


FOLD AND UNFOLD

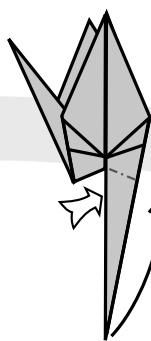


PETAL FOLD BY PULLING POINT UP

REPEAT BEHIND



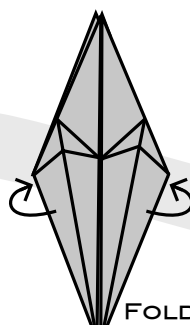
SPREAD WINGS



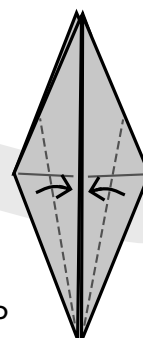
INSIDE REVERSE FOLD



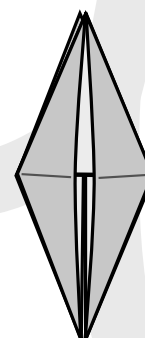
FOLD BEHIND




INSIDE REVERSE FOLD



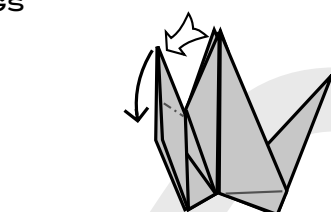
INSIDE REVERSE FOLD



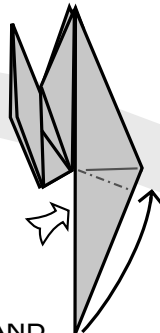
"BIRD BASE"



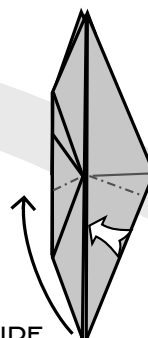
CRANE



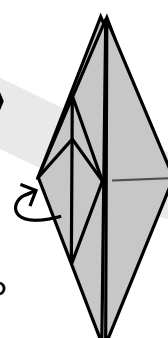
INSIDE REVERSE FOLD



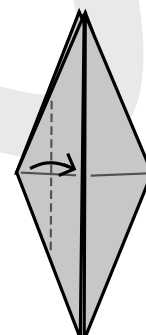
INSIDE REVERSE FOLD



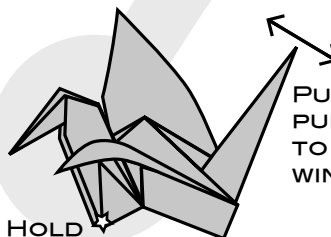
INSIDE REVERSE FOLD



INSIDE REVERSE FOLD



INSIDE REVERSE FOLD



PUSH AND PULL TAIL TO MAKE WINGS FLAP

HOLD HERE

FLAPPING BIRD