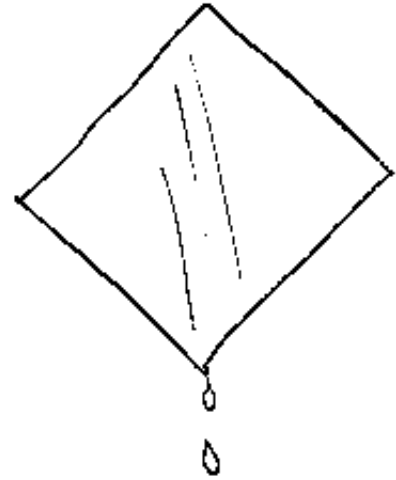
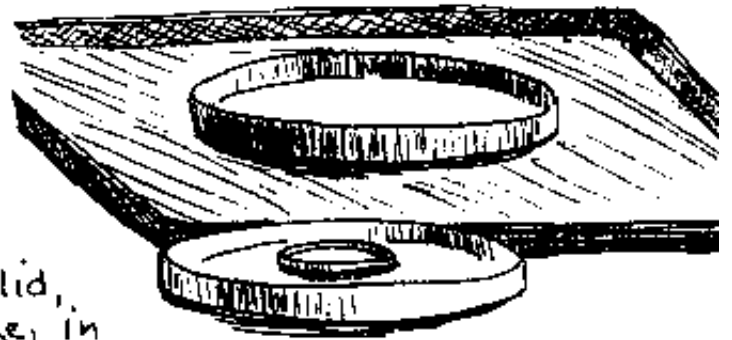


WET-FOLDED CRATER

- ① Soak a piece of pale green ledger paper (trimmed into a square) in water for a minute or two.



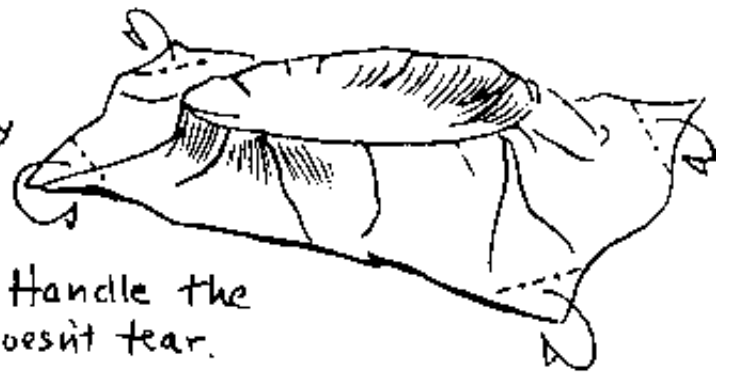
- ② Set the lid from around a cookie tin, rim up, on a tray.



- ②a Optional:

Place another lid, yoghurt-container-size, in the middle of the first lid, for a double crater.

- ③ Drape the paper over the lid(s), carefully pressing the paper down to conform to the shape of the lid. Handle the paper delicately so it doesn't tear. CRIMP as necessary.



- ④ Mountain fold the four corners under and let the paper dry undisturbed. When dry - a lunar crater!