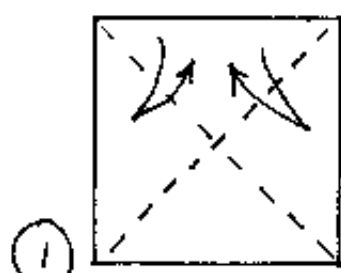


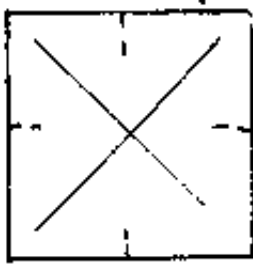
# DREAMCATCHER

Square of thin white or tan paper

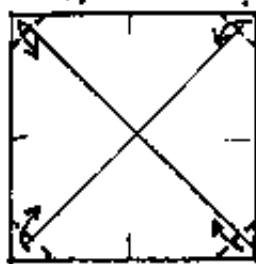
A  
T  
O  
||  
27  
01



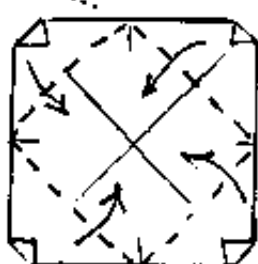
① FUF diagonals  
(wrong side up.)



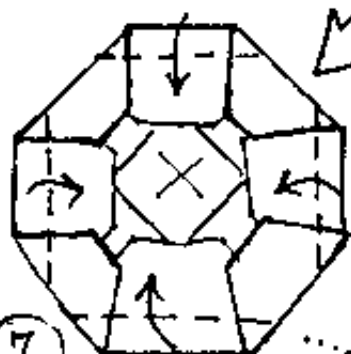
② Pinch the  
book folds  
to mark.



③ VF the  
corners a  
little way  
in.



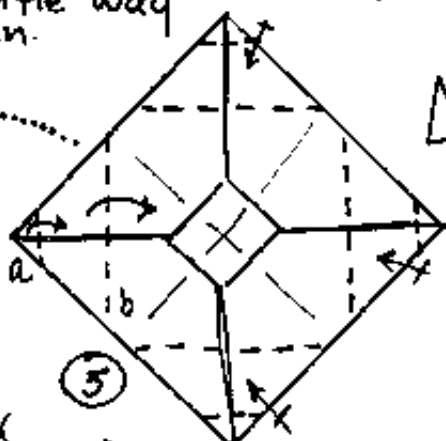
④ Blintz-  
fold.



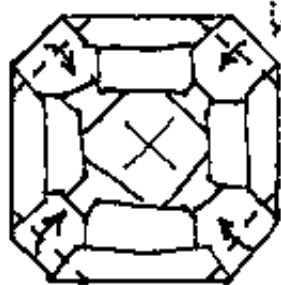
⑦ VF all around.



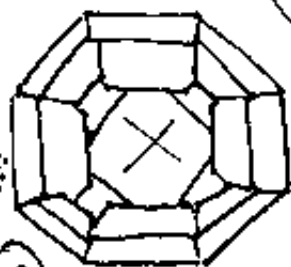
⑥ VF corners  
all around.



⑤  
a) VF tip;  
b) VF again;  
repeat all around.



⑧ VF all around,  
yet again.



⑨ Add folded  
feathers (see  
next page)  
and a string  
to hang it up.

