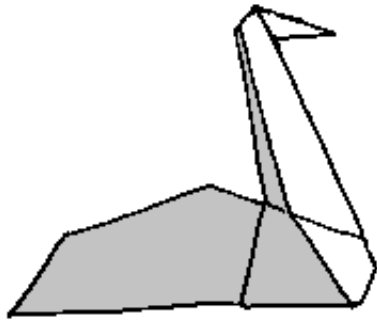


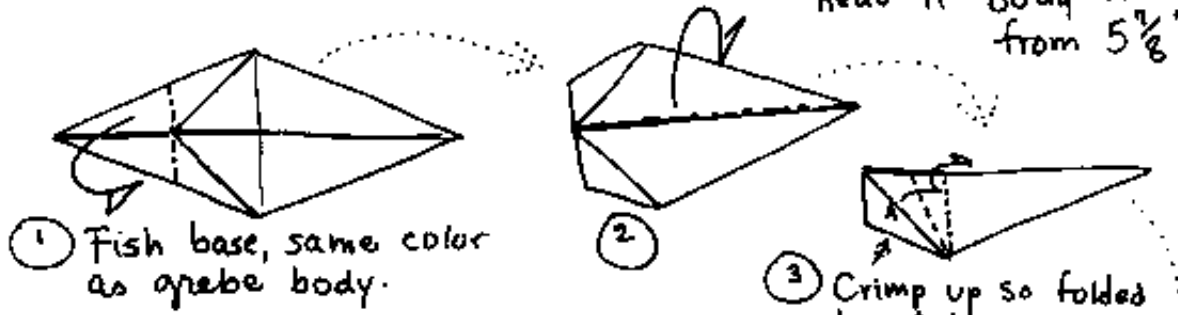
A
F
B

1/1
1975

GREAT CRESTED GREBE (Europe)



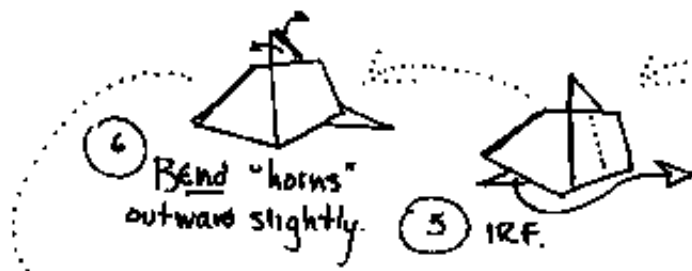
Follow steps 1-13 of the Western Grebe. Fold a smaller square (proportion of 3:8) for the Crested Grebe's head, i.e. about $2\frac{1}{4}$ " for head if body is from $5\frac{1}{8}$ " sq.



① Fish base, same color as grebe body.

②

③ Crimp up so folded edge A becomes vertical. Rb.



④ Bend "horns" outward slightly.

⑤ IRF.

④ a) IRF.
b) IRF - note where tip ends up.



⑥ Place head on grebe body.

