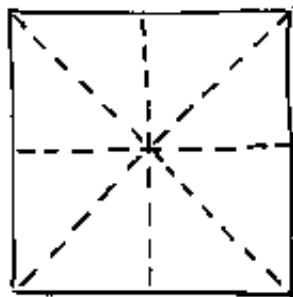
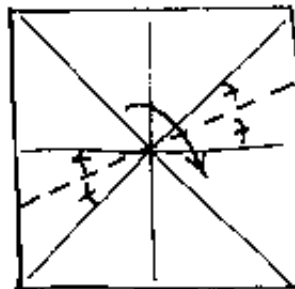


HOOD ORNAMENT

A
F
B
22
98

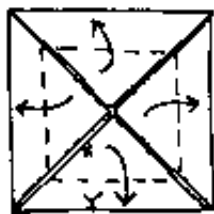
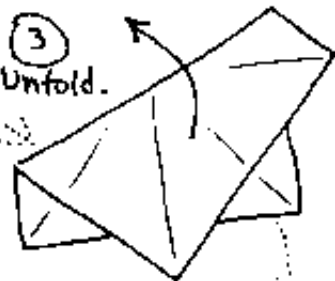


① Square w/ colored side up. Pre-crease diagonals + books. Flip over.

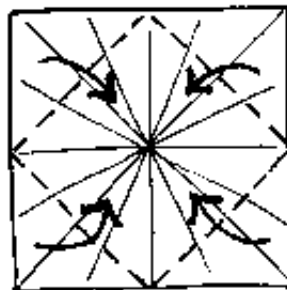


② VF to bisect opposing wedges.

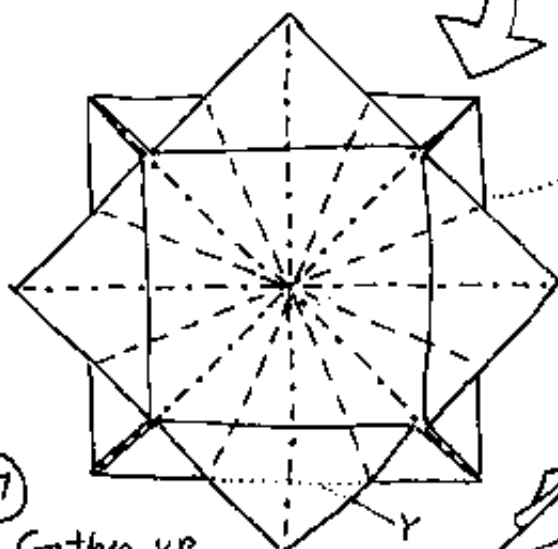
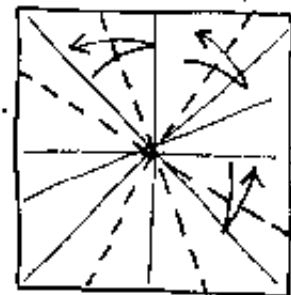
③ Unfold.



④ Repeat ② + ③ all around.



⑤ Blintz-fold.



⑦ Gather up the model on the creases, in radial pleats, with the blintz fold edge Y on top. (colored side out).



⑧ Pre-crease, bisecting corners. Repeat on other 3 sides.



⑨ Pull up on creases + round folded edge, forming a hood. Repeat 3X. Fluff out model and add thread to hang ornament from branch, garland or mantel.

