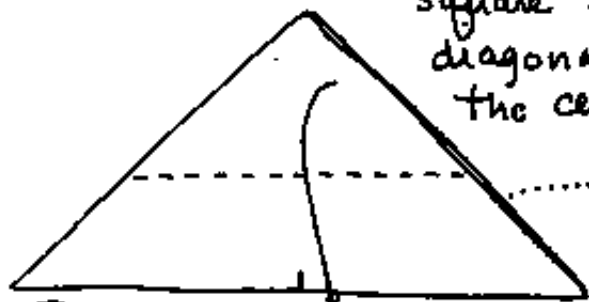
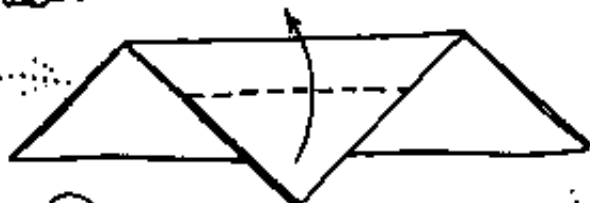


HUNGRY BAT - Start with a square folded along one diagonal, white side in. Pinch the center.

A
F
B
10
8
99



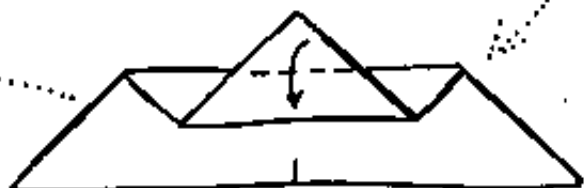
① VF past edge.



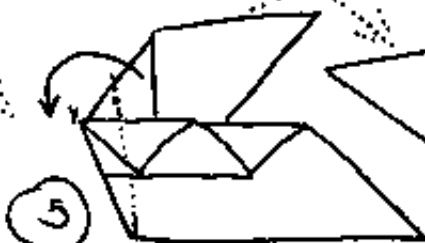
② VF past upper edge.



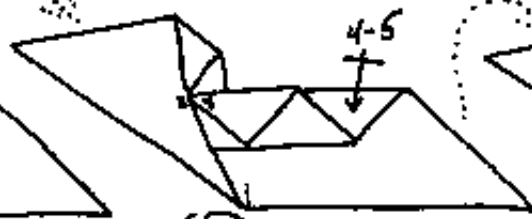
④ MtF; note corners marked X and Y.



③ VF.



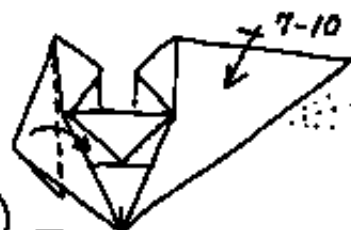
⑤ MtF so corner Y lies on corner X (hidden).



⑥ Repeat 4+5 on right.



⑦ VF.



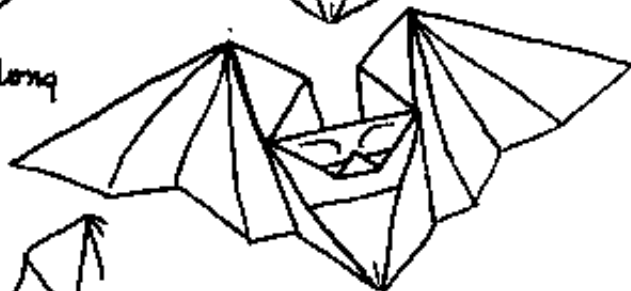
⑩ VF. Repeat 7-10 on the right wing.



⑨ MtF along edge.



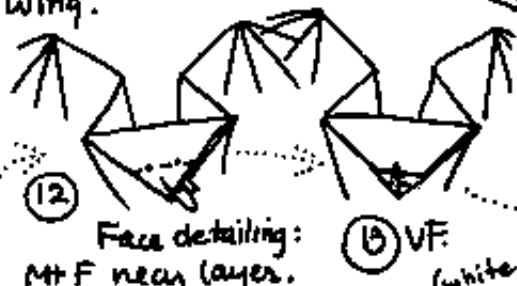
⑧ VF.



⑭ Shape face w/ a pinch around fingers.



⑪ Lift wings out.



⑫ Face detailing: MtF near layers.



⑬ VF (white fangs)