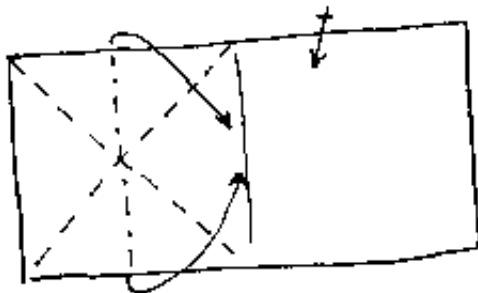


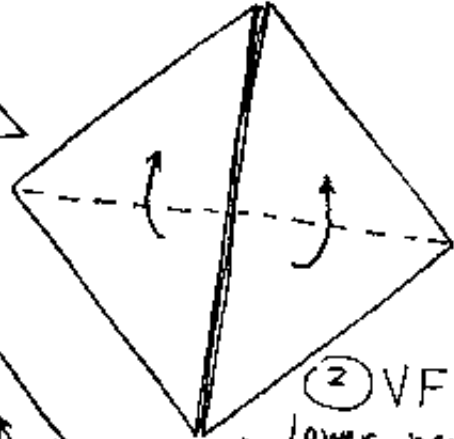
MATING BUTTERFLIES

Start with a 2x1 rectangle, white side up.

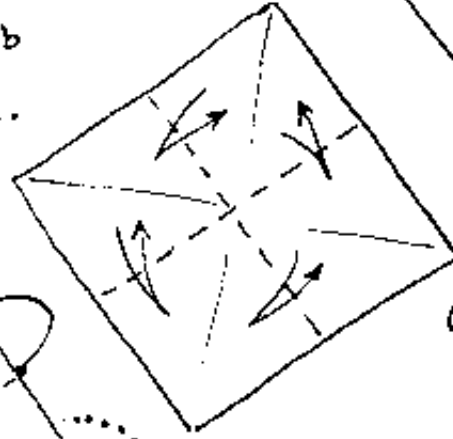
A F B
6
19
98




① Fold a waterbomb base on each half.



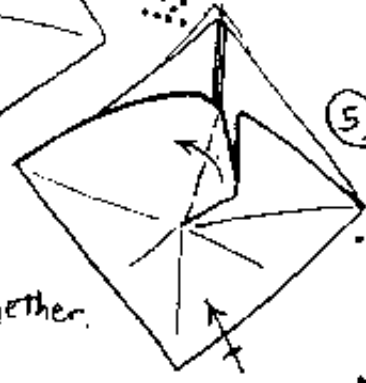
② VF lower, near flaps up. Turn over



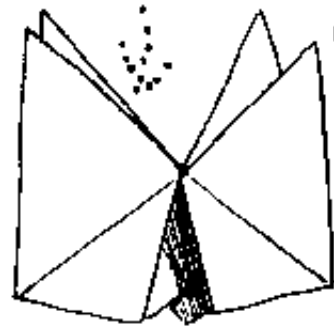
③ Pre-crease.



④ Pinch behind, bringing dots together.



⑤ Fold over to lock. Repeat 4 and 5 on lower section.



⑥ Loosen locked folds and stand model upright.

