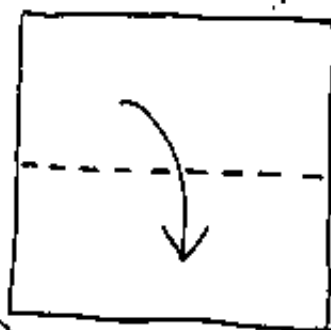


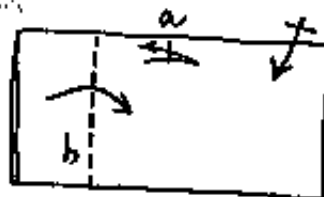
OLD HAT

If scarecrow is folded from 9" or 10" paper, use 3" paper for the hat.

A
F
B
10
11
99



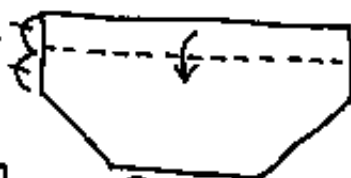
① Colored side up, VF in half.



② a) Pinch the center;
b) VF sides to middle.



③ Squash-fold & repeat on right.



⑤ VF.




④ Flip over, top to bottom.



⑥ VF.



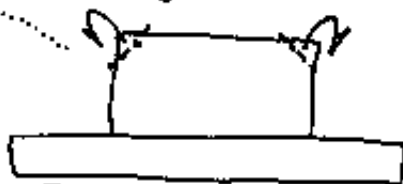
⑦ Hinge-fold, then sink on creases.



⑧ Sink in progress. Hold model at circle to prevent slipping.



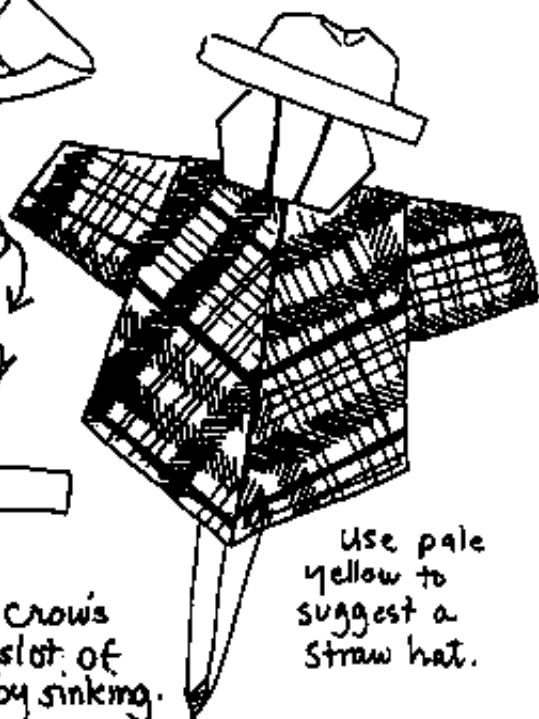
⑩ Pinch a dart



⑨ M+F



⑪ Slip scarecrow's head into slot of hat made by sinking.



Use pale yellow to suggest a straw hat.