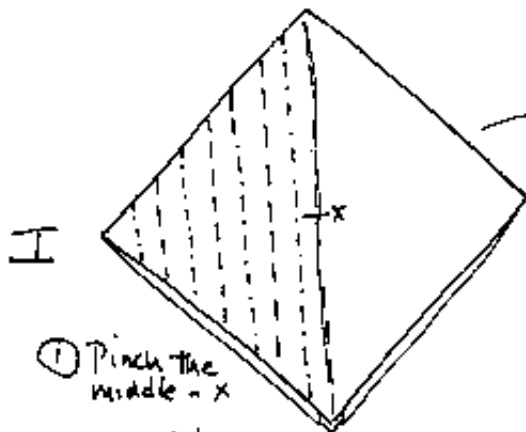
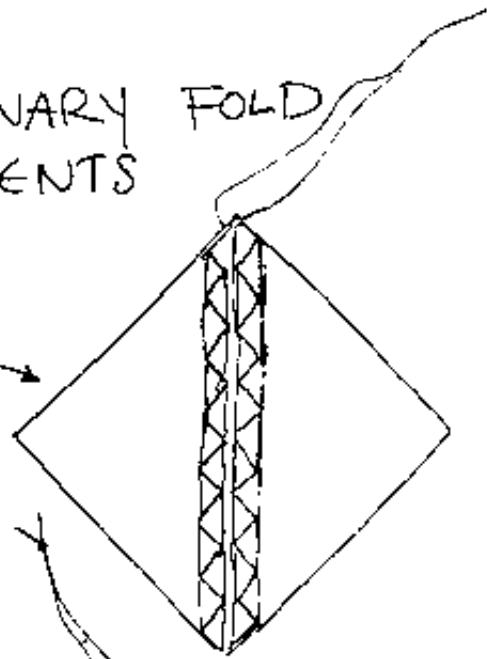


SOME PRELIMINARY FOLD ORNAMENTS



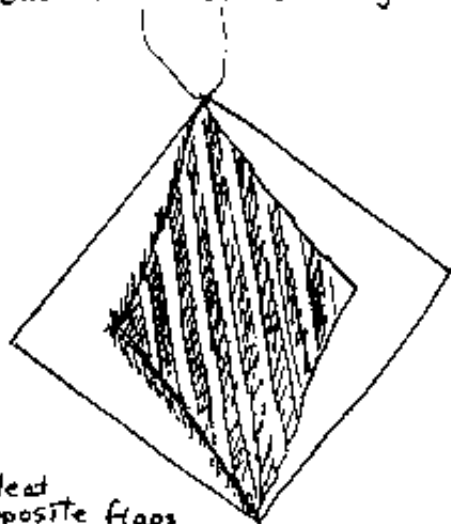
I
① Pinch the middle - x

② Divide the left flap into fourths with 3 valley folds. Pleat, bisecting each fourth. Fold to right. Turn model over. Pleat single flap the same way. Fold left unpleated flap over 2nd pleated one & turn model over again.



II "CANNOLI"

Curve ornament # I, above and secure opposite corners with thread or string, as shown in drawing.



III Pleat opposite flaps but with reversed mts & vs from above. Spread pleats out.

A
F
B

11
16
98