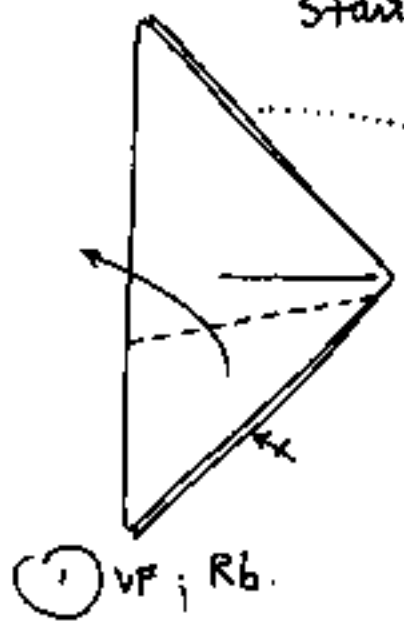


A
E
D
7
4
99

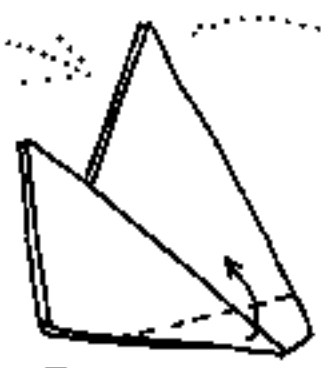
SNOUT BUTTERFLY

(Butterfly #12, side view #3)

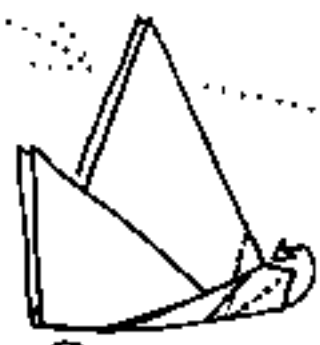
Start with a waterbomb base.



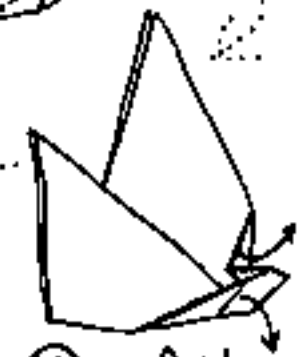
① VF; Rb.



② VF.

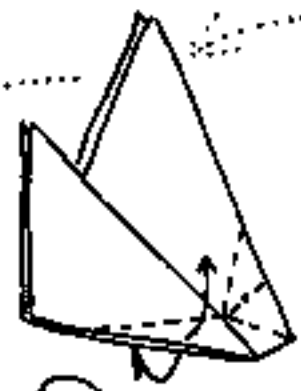


③ IRF.

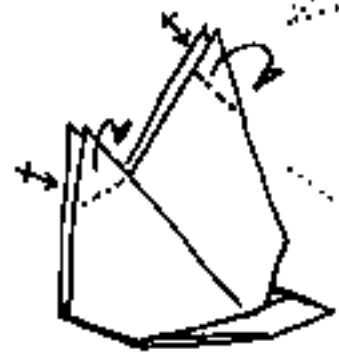


④ Unfold.

⑥ Separate the layers of the IRF. Invert its folds on the near layer, tucking them into the model.



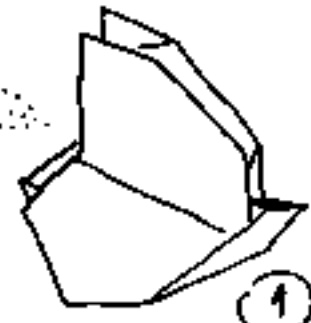
⑤ ORF lower edges, allowing step 3 to re-form.



⑦ Mt F the near wing tips; Rb.



⑧ a) VF upper wing tip + tuck into wings; Rb.



b) Tuck hidden flap into layers of model; Rb.

⑨ Spread its lower edges + place butterfly on a flower.