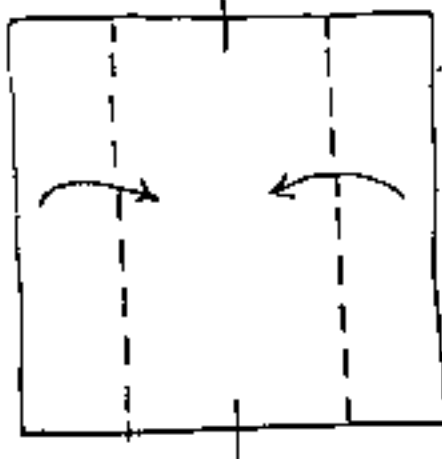


TEARDROP

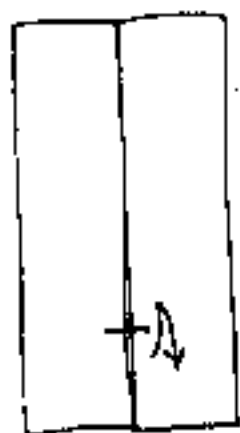
A
B
12
10
98



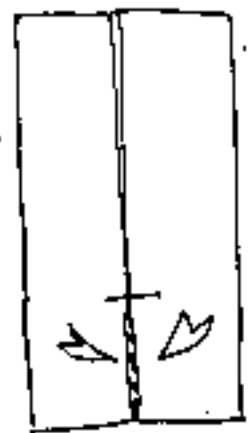
Use a square of foil paper, 6" or smaller. (Steps 2, 4, 5, 6 and 9 are judgment folds.)



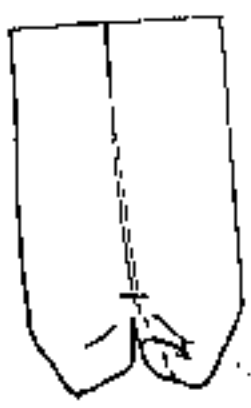
① White side up. Pinch the half at upper and lower edges; then cupboard-fold to the pinch marks.



② Pinch about a quarter of the way up.



③ Pinch up a mountain fold. Model is now 3-D.



④ Bend over the pinched-up part.



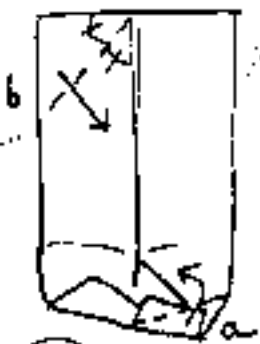
⑤ VF.



⑥ VF at a and b.



⑦ VF part way.



⑧ VF over twice.



⑨ VF.



⑩ Round out upper section + turn over.

