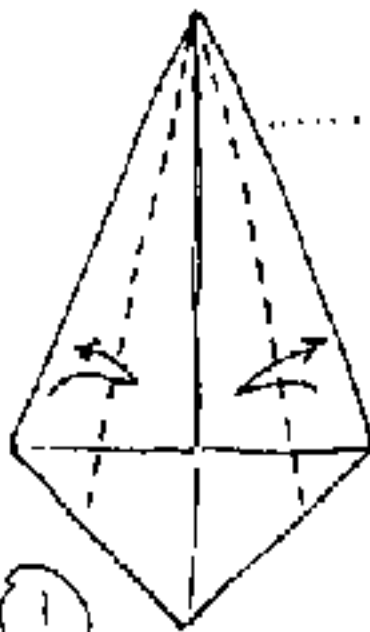


TREE TREE ORNAMENT #3

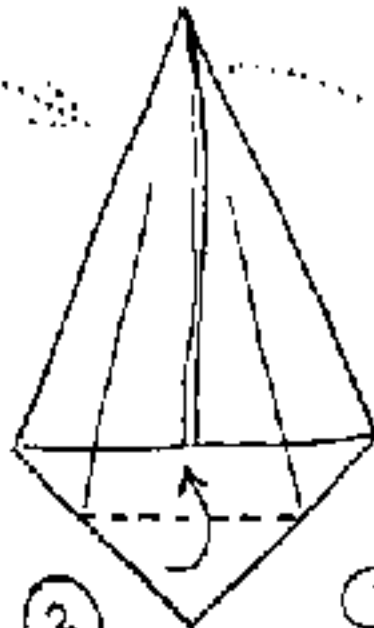
A
11
B

10
12
98



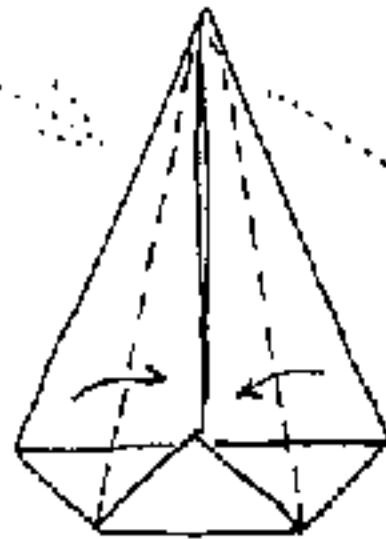
①

Start with upside-down kite fold.
F-UF sides to center.



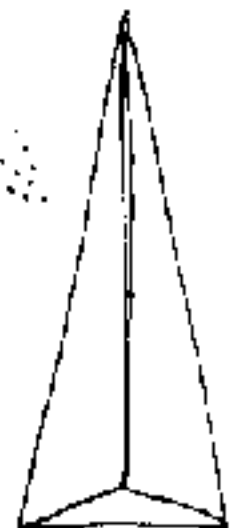
②

VF.



③

Re-fold step one.



④

Flip.



⑦

Inside-reverse-fold each raised corner, except at the top.



⑥

VF-UF eight more creases.

Loosely re-fold steps 5 and 6, thereby pleating. Flip



⑤

VF-UF into eighths: at the half first. Then the quarters, + then the eighths. Flip.

quarter

half

quarter



⑧

Add thread. Hang tree from tree.