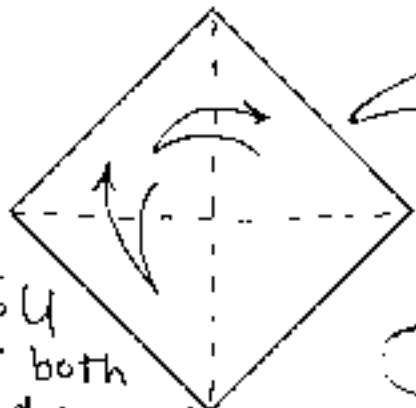


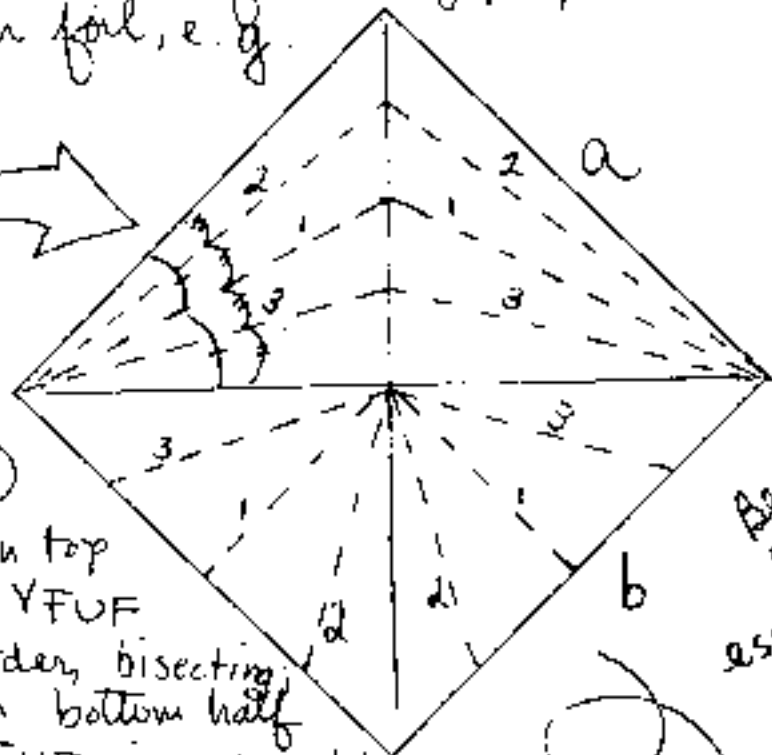
# TREE tree Ornament # 5

Start with a square of paper -  
green foil, e.g.

A  
F  
B  
11.  
21+23,  
2001



①  
CSU  
VFUF both  
the diagonals.



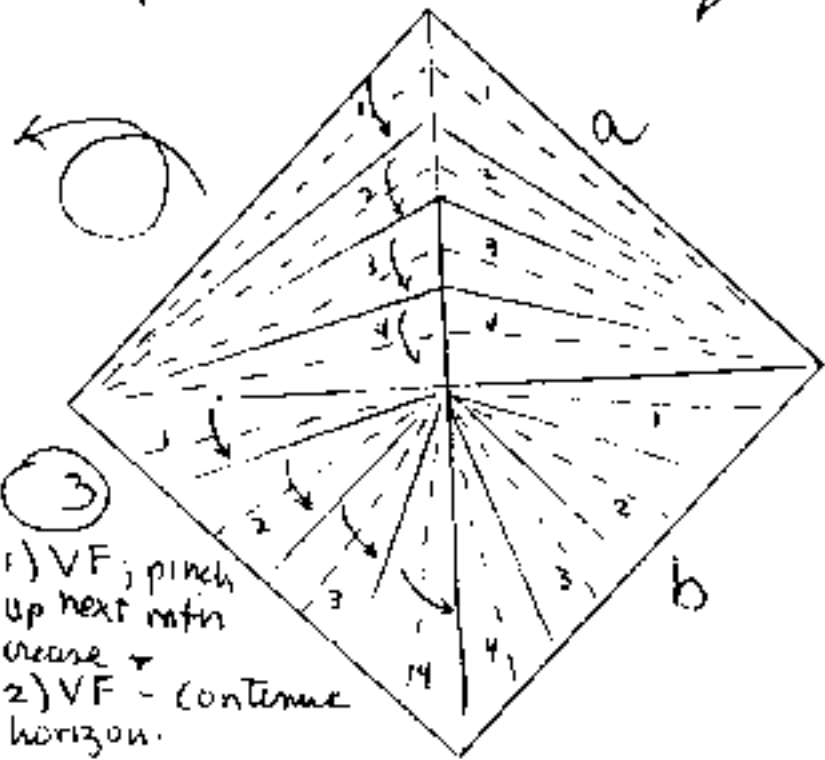
②  
a) On top  
half VFUF  
in order, bisecting;  
b) On bottom half  
VFUF in order, bisecting.  
Flip paper over.

Be accurate,  
esp. at corners.

⑤  
Suspend  
from  
thread



④  
Loosen  
folds  
to suit.



③  
a) 1) VF; pinch  
up next mtn  
crease +  
2) VF - continue  
to horizon.  
b) Repeat, bisecting  
remaining wedges. Flip.

CSU = color side up  
VFUF = valley fold, unfold.  
VF = valley fold.

