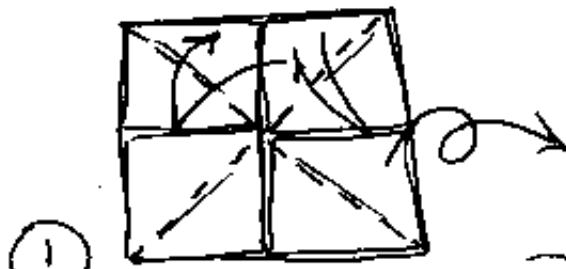


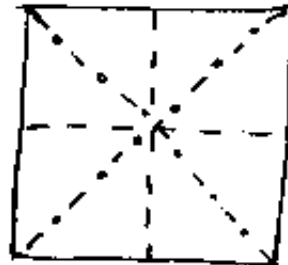
TWELVE-VANED ORNAMENT

Start w/ squashed pinwheel base.

A
F
B
11
30
01



① FUF (all layers together) on the diagonal. Flip



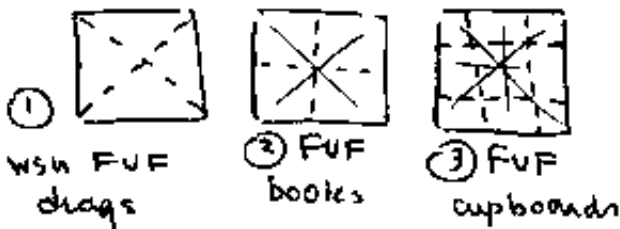
② Gather up the corners, pushing down on the center.



③ Pierce two opp corners near top + thread.
 peak (ctr) of orig square.

Arrange vanes evenly around central axis.

SQUASHED PINWHEEL BASE:



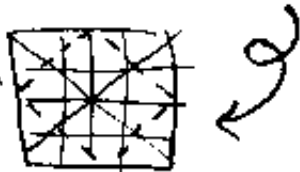
① w/ FUF diag

② FUF books

③ FUF cupboards



④ Collapse.



⑤ FUF blintz.